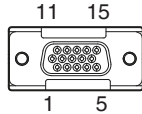
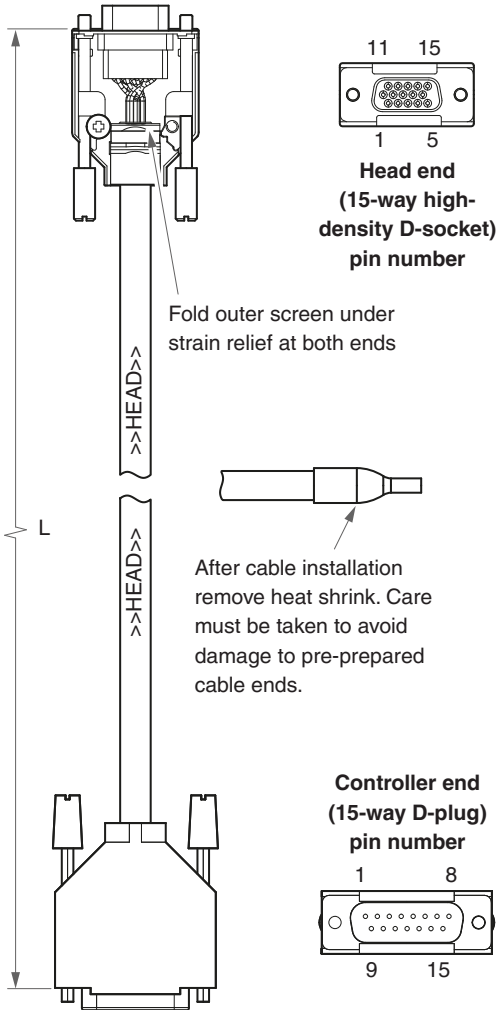
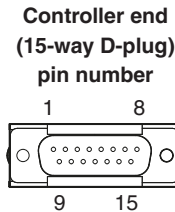


High-speed communications cable wiring instructions



Cables available:

Cable length	Part number
5 m	A-5669-0089
10 m	A-5669-0090
15 m	A-5669-0091
20 m	A-5669-0092
25 m	A-5669-0093



Pin no. (head end)	Colour	Pin no. (controller end)
1	Orange	3
2	Black	2
3	Red	6
4	Grey	7
5	Brown	15
6	Orange / black	11
7	White	4
8	Clear	12
9 *	Green / yellow	9 *
10	Pink	8
11	Green	1
12	Green / black	10
13	Blue	5
14	Violet	13
15	Yellow	14
Shell	Screen	Shell

* **NOTE:** Where the cable is supplied unterminated, these pins must be connected to the inner screen. Ensure inner screen is not shorted to the outer screen. The use of heatshrink is recommended to prevent shorting.

www.renishaw.com/

 #renishaw

 +44 (0) 1453 524524

 uk@renishaw.com

© 2018 - 2025 Renishaw plc. All rights reserved. This document may not be copied or reproduced in whole or in part, or transferred to any other media or language by any means, without the prior written permission of Renishaw.

RENISHAW™ and the probe symbol are registered trade marks of Renishaw plc. Renishaw product names, designations and the mark 'apply innovation' are trade marks of Renishaw plc or its subsidiaries. Other brand, product or company names are trade marks of their respective owners. WHILE CONSIDERABLE EFFORT WAS MADE TO VERIFY THE ACCURACY OF THIS DOCUMENT AT PUBLICATION, ALL WARRANTIES, CONDITIONS, REPRESENTATIONS AND LIABILITY, HOWSOEVER ARISING, ARE EXCLUDED TO THE EXTENT PERMITTED BY LAW. RENISHAW RESERVES THE RIGHT TO MAKE CHANGES TO THIS DOCUMENT AND TO THE EQUIPMENT, AND/OR SOFTWARE AND THE SPECIFICATION DESCRIBED HEREIN WITHOUT OBLIGATION TO PROVIDE NOTICE OF SUCH CHANGES.

Renishaw plc. Registered in England and Wales. Company no: 1106260. Registered office: New Mills, Wotton-under-Edge, Glos, GL12 8JR, UK.

Part no.: H-1000-7560-08-A

Issued: 04.2025