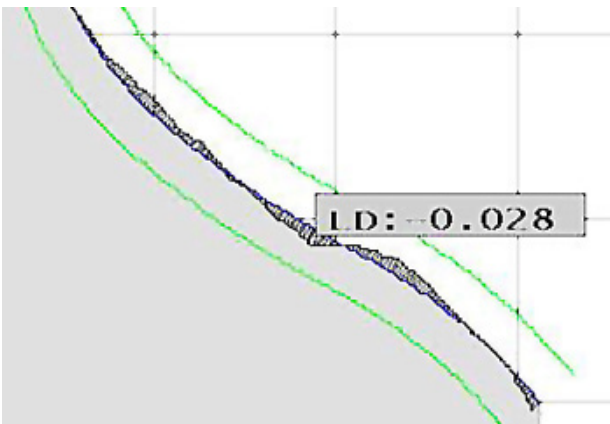



# Gear inspection is 30 times faster with form measurement

Meltham Mills Engineering (MME) has adopted a new inspection philosophy to control their manufacturing, which has brought significant time savings. It now takes only eight minutes to inspect every critical feature on a typical component, compared to four hours previously – 30 times faster. Simultaneously, data is gathered on the form of features, the first time MME has had this automated capability. This has been made possible using Renishaw's SP25 scanning probe fitted to a new Mitutoyo Crysta co-ordinate measuring machine (CMM), allowing continuous measurement data to be captured along 3D profiles.




*Form of a gear tooth - a 'magnified' plot of the deviation from nominal - the milled surface is well within the tolerance limits shown by the green lines*


The purchase of this new measurement equipment is one result of MME's strategic review of its overall manufacturing operation, which is transforming a traditional machining company into a business better placed to meet the demands of a rapidly changing market. MME is not only reducing costs but also adding value where customers need it, and achieving faster response times and sustained levels of quality. MME has a long history of producing gears and associated components but have realised that new technology and thinking must be used to remain competitive, but used cost-effectively, not just for the sake of it.



*Nigel Peace, Process Control Co-ordinator, programs the inspection of a component using the Renishaw SP25 scanning probe*



*Typical gear components ready for despatch*



*Renishaw SP25 measuring the profile of critical features of a component; measured data is compared directly with the original CAD data*

### **Why measure form?**


Traditional inspection methods are very good at measuring the size and relative position of a feature, but the performance of a component in use is often determined by any deviation in shape or surface profiles. With gears, if the correct profile is achieved the teeth will mesh correctly, resulting in smoother running and less wear. Therefore having the ability to rapidly measure the form of the teeth profiles and feedback any variation to control the process has significant benefits.

### **One-stop shop for gear production**

MME now believes strongly in having capability in-house for all the processes involved in gear production. The forgings are bought in at very competitive prices from overseas with all subsequent operations, the real value-added processes, closely controlled.

Turning is done first, followed by gear cutting, milling, heat treatment, grinding and final inspection. Between each of these production processes the relevant features are subject to sample inspection on the CMM, carried out by the machine operators themselves. This is an important change in working practises; the operators take full ownership of the quality of their work, with traceability back to a calibrated standard via the CMM.

MME is also a specialist in heat treatment, and currently uses the SP25 to scan the component form to determine how much grinding is required after this process. MME also plans to use the SP25 to provide customers with information that



*The stylus changing function of the Renishaw SP25 system allows measurement of a variety of features without having to re-qualify stylus tip position*

predicts the changes taking place during heat treatment, which can then be used to redefine the machining tolerances prior to treatment, reducing distortion and waste, and reducing overall cost.

### **Simple measurement programs for easy day-to-day use**

Nigel Peace, the production engineer responsible for these changes, has been given the role of Process Control Co-ordinator, demonstrating how MME views inspection and quality control as the control system for the whole manufacturing process.

Mr Peace programs the CMM using CAD models, where available, creating programs where the measured points and motion of the probe stylus is visualised on a 3D CAD model. This programming is done such that the machine operator can run through a series of step-by-step instructions, positioning the component in the right place on the machine bed, then running the rapid inspection cycle in a matter of minutes. The operator must use a specific password to start running the job and any measured data is automatically recorded against the specific component and batch.

### **Immediate visual check of profile tolerance**

The inspection program immediately produces a plot of measured points, showing the deviation from the nominal line of the gear profile, and how that deviation compares to the upper and lower tolerance limits set by MME and its customers. Machine operators can see immediately whether there are any imperfections along the length of the gear surface, or indeed any other critical surface.

Nigel Peace is delighted with the new CMM and probe system - "This system is taking measurements we couldn't even dream of before. We used to subcontract out the inspection of any difficult component, which cost a fortune and added days, if not weeks, to the overall production time. Our manual CMMs and shadow-graphs were capable of less complicated measurements but still took hours compared to the minutes taken now."

### **How the Renishaw SP25 works**

The Renishaw SP25 is different from the original Renishaw touch trigger probes such as TP2 and TP6, fitted to thousands of CMMs worldwide. It is a miniature 3 axis machine in its own right, capable of measuring the deflection of the stylus tip in any 3D direction.

The CMM is programmed to drive the stylus tip of the probe across the surface of the part, maintaining a constant probe deflection normal to the surface. If this deflection changes, the software adjusts the direction of travel to regain the constant deflection. At the same time, data is gathered at a rate of up to 2000 points a second,

both from the three axes of the probe and the three axes of the CMM. This continuous stream of data would be impractical to gather using touch trigger probes.

The net result is that a large number of 3D points can be used to construct a 3D surface or profile in a matter of seconds, which when compared to a CAD surface or profile, immediately highlights any deviations.

### **Autochange of different length probe styli**

A key feature of the SP25 is the ability to change between different styli during an automated cycle, which MME uses during the measurement of a number of parts. The different styli are mounted on modules with repeatable mounting joints, so that when the modules are attached to the probe body, the ball on the end of the stylus is back in the same position to within a fraction of a micron of the position in the which the ball was calibrated.

Modules are changed several times during certain inspection cycles, so that, for example, a longer stylus can be used to access the lower teeth of a double gear, or a smaller ball used to measure a small diameter hole. The time to change between modules is a matter of seconds using the automated change rack.

### **Expanding new methods to all components**

About 75 components, mainly those that were previously considered a problem, are now measured this way. The success of this approach to the fundamental control of the process is such that the methods will be expanded to the hundreds of other parts MME produces for its customers.

MME regards itself as a leading manufacturer of precision gears and power transmission components to the world's leading earth moving and agricultural vehicle manufacturers. Customers include Bosch Rexroth, Agco, Case New Holland and Parker Hannifin Chelsea. The company was formed in 1993 with 50 years of experience from predecessors J.I. Case and originally David Brown tractors. The current management team bought the company in late 2005 and started a programme of investment and improvement to meet the demands of its customers. The Mitutoyo CMM and Renishaw probe system were the first major acquisition to help take the company forward.

The investment in the new CMM, coupled with changes in inspection methods, have resulted in improved component quality, reduced production time, and better process control. The company is in a good position to build on its strengths and remain competitive.

## About Renishaw

Renishaw is an established world leader in engineering technologies, with a strong history of innovation in product development and manufacturing. Since its formation in 1973, the company has supplied leading-edge products that increase process productivity, improve product quality and deliver cost-effective automation solutions.

A worldwide network of subsidiary companies and distributors provides exceptional service and support for its customers.

### Products include:

- **Dental CAD/CAM scanning and milling systems.**
- **Encoder systems for high accuracy linear, angle and rotary position feedback.**
- **Laser and ballbar systems for performance measurement and calibration of machines.**
- **Medical devices for neurosurgical applications.**
- **Probe systems and software for job set-up, tool setting and inspection on CNC machine tools.**
- **Raman spectroscopy systems for non-destructive material analysis.**
- **Sensor systems and software for measurement on CMMs (co-ordinate measuring machines).**
- **Styli for CMM and machine tool probe applications.**

## Renishaw worldwide

### Australia

**T** +61 3 9521 0922  
**E** australia@renishaw.com

### Austria

**T** +43 2236 379790  
**E** austria@renishaw.com

### Brazil

**T** +55 11 4195 2866  
**E** brazil@renishaw.com

### Canada

**T** +1 905 828 0104  
**E** canada@renishaw.com

### The People's Republic of China

**T** +86 21 6180 6416  
**E** china@renishaw.com

### Czech Republic

**T** +420 548 216 553  
**E** czech@renishaw.com

### France

**T** +33 1 64 61 84 84  
**E** france@renishaw.com

### Germany

**T** +49 7127 9810  
**E** germany@renishaw.com

### Hong Kong

**T** +852 2753 0638  
**E** hongkong@renishaw.com

### Hungary

**T** +36 23 502 183  
**E** hungary@renishaw.com

### India

**T** +91 80 6623 6000  
**E** india@renishaw.com

### Indonesia

**T** +62 21 2550 2467  
**E** indonesia@renishaw.com

### Israel

**T** +972 4 953 6595  
**E** israel@renishaw.com

### Italy

**T** +39 011 966 10 52  
**E** italy@renishaw.com

### Japan

**T** +81 3 5366 5316  
**E** japan@renishaw.com

### Malaysia

**T** +60 3 5631 4420  
**E** malaysia@renishaw.com

### The Netherlands

**T** +31 76 543 11 00  
**E** benelux@renishaw.com

### Poland

**T** +48 22 577 11 80  
**E** poland@renishaw.com

### Russia

**T** +7 495 231 16 77  
**E** russia@renishaw.com

### Singapore

**T** +65 6897 5466  
**E** singapore@renishaw.com

### Slovenia

**T** +386 1 527 2100  
**E** mail@rls.si

### South Korea

**T** +82 2 2108 2830  
**E** southkorea@renishaw.com

### Spain

**T** +34 93 663 34 20  
**E** spain@renishaw.com

### Sweden

**T** +46 8 584 90 880  
**E** sweden@renishaw.com

### Switzerland

**T** +41 55 415 50 60  
**E** switzerland@renishaw.com

### Taiwan

**T** +886 4 2473 3177  
**E** taiwan@renishaw.com

### Thailand

**T** +66 2 746 9811  
**E** thailand@renishaw.com

### Turkey

**T** +90 216 380 92 40  
**E** turkiye@renishaw.com

### UK (Head Office)

**T** +44 1453 524524  
**E** uk@renishaw.com

### USA

**T** +1 847 286 9953  
**E** usa@renishaw.com

### For all other countries

**T** +44 1453 524524  
**E** international@renishaw.com

