


Fixturing for Keyence IM systems

Instant measurement system fixturing, made simple

The Renishaw QuickLoad™ corner (QLC) fixture is specifically designed to ensure repeatability and provide a secure work-holding for any size, shape or type of part for measuring on your vision system. Hold even the smallest of parts in a wide variety of ways while maintaining a clear view of the part.



Hold virtually anything

Renishaw has a wide selection of modular fixturing components, designed to hold even the smallest of parts, allowing for maximum visibility and probe access without obscuring any critical features.



Cut inspection time


Keep your parts set-up temporarily on multiple plates, switching on and off the machine within seconds. This minimises down time waiting for fixturing to be set up. Both modular and custom plates can be used on the QLC, for even greater flexibility.



Made for easy viewing

Serrations are present on the edges of the QLC. Parts can be easily inspected and viewed when mounted directly against these serrations using Renishaw fixture clamping components, which allow complete access around your part.


Build your fixturing solution



To determine the correct QLC frame to suit your machine, simply identify your machine model below.

Part number	Description	Machine model
R-QLC-KIM7000	QuickLoad™ corner	IM-7010 and IM-7020
R-QLC-KIM7030	QuickLoad™ corner	IM-7030

N.B. for QLCs to fit the Keyence IM-6000 series, contact your local sales representative.




Acrylic fixture base plate

Parts can be placed directly on the acrylic multi-window or multi-hole base plate and are held securely using Renishaw's modular fixturing components, ensuring repeatability and reproducibility.



250 mm x 150 mm acrylic base plate:
R-PV-W-13250150-10-4



250 mm x 150 mm acrylic base plate:
R-PV-13250150-10-4



Quick slide plates:
R-PSQ-2042-4 and R-PSQ-3272-4

Quick slide plates

Quick slide plates attach to the QLC giving you the ability to secure your parts on or between the slides using various Renishaw fixturing components.

Part number	Description	Machine model	Windows
M4 multi-hole plates			
R-PV-13150150-10-4	13 mm x 150 mm x 150 mm acrylic plate	All IM-7000 series	-
R-PV-13200200-10-4	13 mm x 200 mm x 200 mm acrylic plate	All IM-7000 series	-
R-PV-13250150-10-4	13 mm x 250 mm x 150 mm acrylic plate	IM-7030 series only	-
R-PV-13300200-10-4	13 mm x 300 mm x 200 mm acrylic plate	IM-7030 series only	-
M4 multi-window plates			
R-PV-W-13150150-10-4	13 mm x 150 mm x 150 mm acrylic plate	All IM-7000 series	4
R-PV-W-13200200-10-4	13 mm x 200 mm x 200 mm acrylic plate	All IM-7000 series	5
R-PV-W-13250150-10-4	13 mm x 250 mm x 150 mm acrylic plate	IM-7030 series only	3
R-PVW-13300200-10-4	13 mm x 300 mm x 200 mm acrylic plate	IM-7030 series only	3
Quick slide plates			
R-PSQ-2042-4	17.6 mm x 20 mm x 79 mm M4 quick slide plate	IM-6000 and all IM-7000 series	-
R-PSQ-3272-4	17.6 mm x 32 mm x 109 mm M4 quick slide plate	IM-6000 and all IM-7000 series	-

N.B. M6 and ¼-20 thread size plates are available upon request. For QLCs to fit the Keyence IM-6000 series, contact your local sales representative.

3

Component sets

There are several M4 component sets for fixturing your parts on the base plate. All included options are available in M4 thread. M6 and ¼-20 sets are available upon request.

Additional components can be added to complement your component set, see overleaf for details.



M4 vision component set B:
R-FSV-B-4

Part number	Description	R-KFK-4	Set A (part no. R-FSV-A-4)	Set B (part no. R-FSV-B-4)
R-S-65-4*	6 mm dia. × 5 mm standoff	-	-	3
R-S-610-4*	6 mm dia. × 10 mm standoff	-	3	6
R-S-625-4*	6 mm dia. × 25 mm standoff	-	3	6
R-S-95-4*	9 mm dia. × 5 mm standoff	-	3	3
R-S-910-4	9 mm dia. × 10 mm standoff	-	3	6
R-S-920-4	9 mm dia. × 20 mm standoff	-	3	6
R-S-925-4	9 mm dia. × 25 mm standoff	-	3	6
R-S-1210-4	12 mm dia. × 10 mm standoff	-	3	6
R-S-1225-4	12 mm dia. × 25 mm standoff	-	3	6
R-SP-610-4	6 mm dia. × 10 mm pin standoff	-	2	4
R-SP-910-4	9 mm dia. × 10 mm pin standoff	-	2	4
R-CTT-40-25-4	40 mm tension clamp with coated soft tip with 25 mm post	-	2	4
R-CWT-25-25-4	25 mm wire clamp with coated soft tip with 25 mm post	-	2	4
R-CWT-50-50-4	50 mm wire clamp with coated soft tip with 50 mm post	4	2	4
R-CP-4	Pusher clamp	-	1	1
R-CVM-B-4	Micro vice clamp with base	-	1	1
R-CSPS-1210-4	Spring pusher standoff clamp	-	1	1
R-RPA-4	Aluminium resting pin	-	4	4
R-VC-5050-4	50 mm × 50 mm corner viewer	-	1	1
R-CVM-4	Micro vice clamp with base	1	-	-
R-CMC-4	Micro centre, 6 mm dia. centre pins	1	-	-
R-M-13-4	13 mm dia. × 25 mm magnet	1	-	-
R-NTM-1	Magnetic mini square V-block	1	-	-
R-AVM-4	Adjustable micro V	1	-	-
R-VMB-20510	Micro V-block (sold in pairs)	1	-	-
R-AJ-9-4	9 mm dia. adjustable jackstand	-	1	2
R-AS-30-4	30 mm long adjustable slide	-	1	2
R-ASA-45-4	45 mm long adjustable acrylic slide base	2	1	2
R-TB-1619-4	Tower block with base 16 mm ² × 19 mm	1	1	1
R-TC-300190-4	300 mm × 190 mm × 25 mm component tray	-	1	1
R-BC-10	50 mm × 200 mm × 150 mm compartment box (not shown)	1	1	1
Total number of components in each set		14	48	85

* Component does not have a threaded top

Optional M4 fixturing components

Renishaw offers a wide range of components which can be added to complement your fixturing collection. Please refer to our [technical specification catalogue](#) or the [Renishaw Web shop](#) for full details.

To discuss metrology fixturing for your vision machine contact your local sales representative or visit www.renishaw.com/contact

Part number	Thread	Description
R-ASM-4	M4	45° adjustable slide mirror
R-ASM-50-2	M4/M6/¼-20	Large 45° adjustable slide mirror
R-VC-5050-4	M4	50 mm × 50 mm corner viewer
R-PCA-135075-10-4	M4	12.3 mm × 50.8 mm × 76.2 mm adjustable angle plate
R-CC-6	M4/M6/¼-20	Centres with 6 mm dia. pins
R-CSVM-4	M4	Micro V spring clamp
R-CVM-4	M4	Micro vice clamp
R-CPSM-4	M4	Micro sliding pusher clamp
R-CJR-3	M4/M6/¼-20	Rotating 3-jaw clamp

Looking for a custom solution?

If our standard range of modular fixturing does not meet your requirements, we can provide custom fixtures for your CMM, vision system, multi-sensor machine or Equator™ gauge for singular or multiple parts. Let us design and create a custom fixture for almost any size, shape, weight or material parts that you need to inspect.

Ask your local sales representative about your custom fixturing solution today or visit www.renishaw.com/customfixture

