


RTS (QE) radio tool setter



Specification

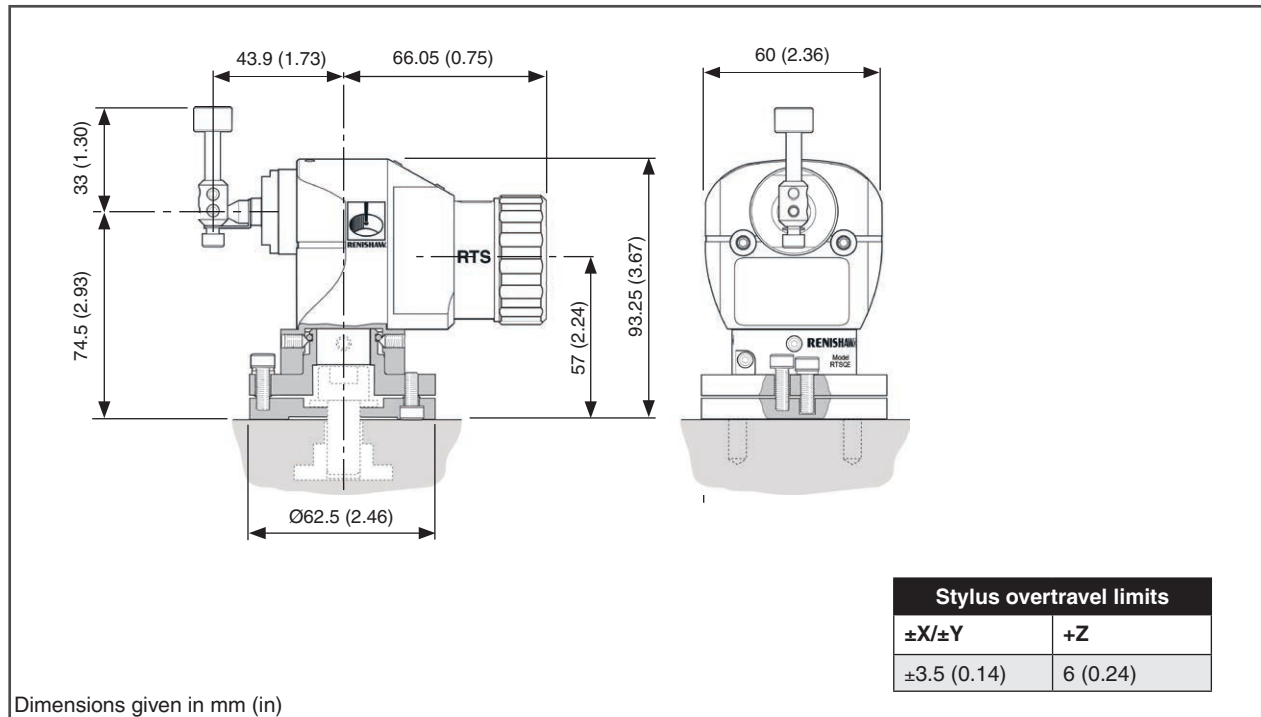
Principal application		Tool measuring and broken tool detection on vertical and horizontal machining centres and gantry machining centres.
Weight with disc stylus (including batteries)		870 g (30.69 oz)
Transmission type		Frequency-hopping spread spectrum (FHSS) radio Radio frequency 2400 MHz to 2483.5 MHz
Radio approval regions		UK, EU, EFTA, Japan and USA (China exempt). For details about other regions, contact Renishaw.
Compatible interfaces		RMI-Q or RMI-QE combined interface and receiver unit.
Operating range		Up to 15 m (49.2 ft)
Recommended styli		Disc stylus (tungsten carbide, 75 Rockwell C) or Square tip stylus (ceramic tip, 75 Rockwell C)
Switch-on / switch-off options		Radio on  Radio off
Battery life (2 × AA 3.6 V lithium-thionyl chloride)	Standby life	99 months maximum.
	Continuous life	4860 hours maximum.
Sense directions		±X, ±Y, +Z
Unidirectional repeatability		1.00 µm (40 µin) 2σ ¹
Stylus trigger force ^{2,3}		1.3 N to 2.4 N, 133 gf to 245 gf (4.7 ozf to 8.6 ozf) depending on the sense direction.
Stylus overtravel	XY plane	±3.5 mm (0.14 in)
	+Z plane	6 mm (0.24 in)
Mounting		M10 / M12 T bolt (not supplied) Optional SPIROL® pins to allow accurate remounting.
Environment	IP rating	IPX8, BS EN 60529:1992+A2:2013 (IEC 60529:1989+A1:1999+A2:2013)
	IK rating	IK01, BS EN 62262:2002+A1:2021 [for glass window]
	Storage temperature	–25 °C to +70 °C (–13 °F to +158 °F)
	Operating temperature	+5 °C to +55 °C (+41 °F to +131 °F)
	Indoor/outdoor use	Indoor use
	Altitude	<3000 m
	Relative humidity	5% to 95%
	Wet location	Yes, water/oil/coolant
	Pollution degree	Level 2

¹ Performance specification is tested at a standard test velocity of 480 mm/min (18.9 in/min) with a 35 mm stylus. Significantly higher velocity is possible depending on application requirements.

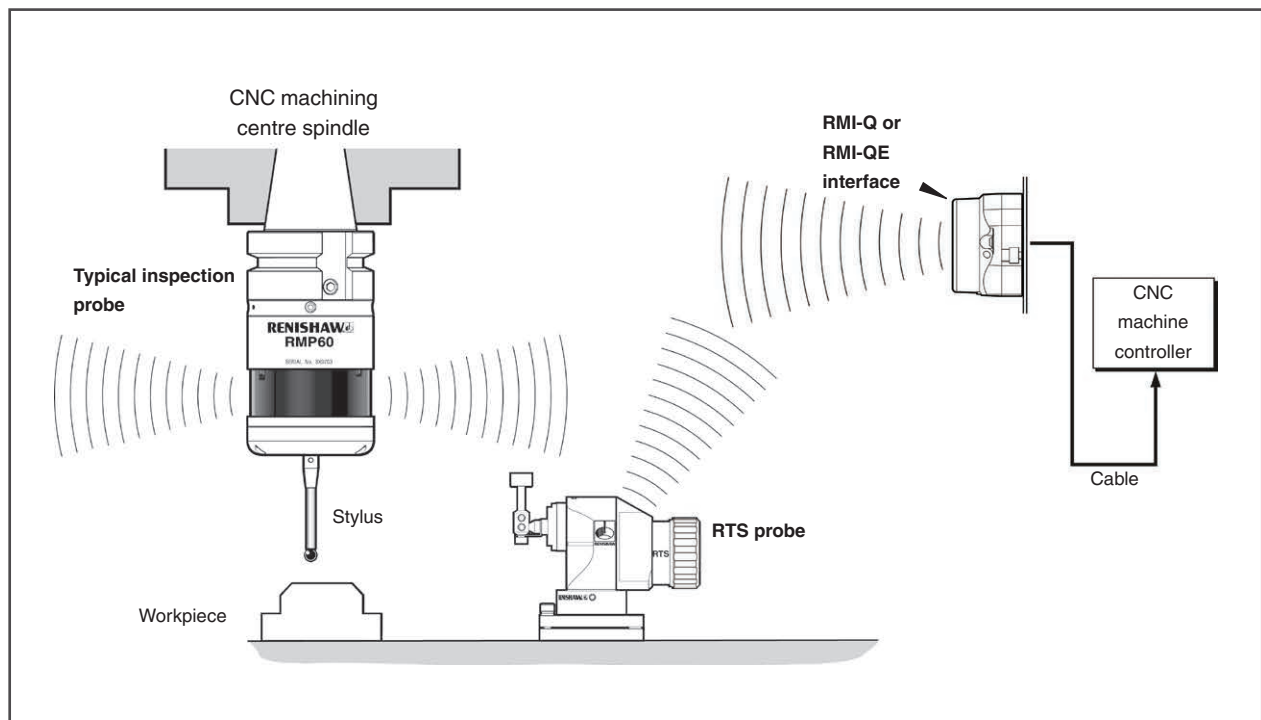
² Trigger force, which is critical in some applications, is the force exerted on the stylus by the tool when the probe triggers. The maximum force applied will occur after the trigger point (overtravel). The force value depends on related variables, including measuring speed, machine deceleration and system latency.

³ These are the factory settings; manual adjustment is not possible.

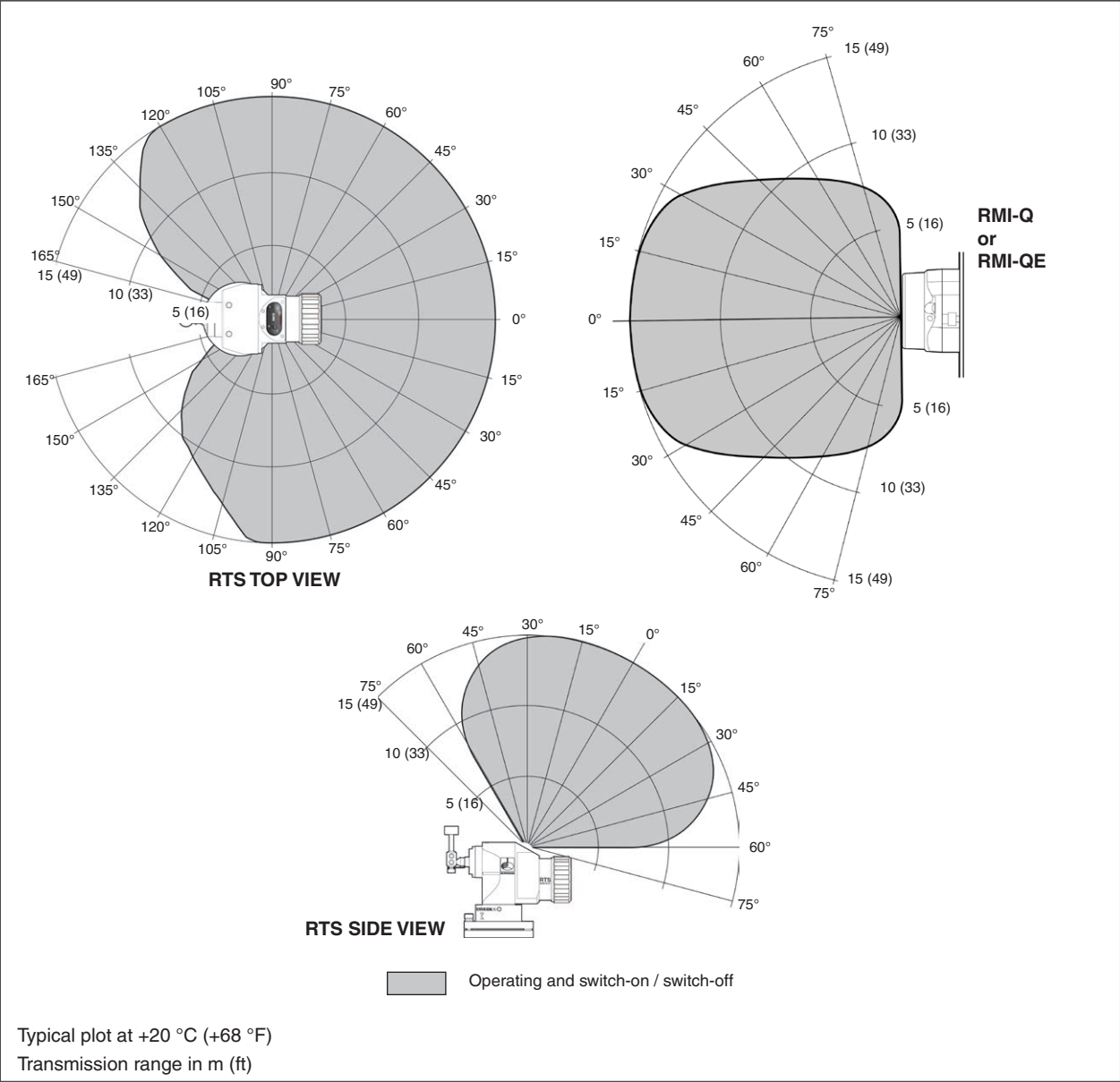
RTS dimensions



Installing the RTS with a RMI-Q or RMI-QE



RTS performance envelope



Spare parts and accessories

A full range of spare parts and accessories is available. Contact Renishaw for a full list.

www.renishaw.com/rts

+44 (0) 1453 524524 uk@renishaw.com

#renishaw

© 2022–2025 Renishaw plc. All rights reserved. This document may not be copied or reproduced in whole or in part, or transferred to any other media or language by any means, without the prior written permission of Renishaw.
RENISHAW® and the probe symbol are registered trade marks of Renishaw plc. Renishaw product names, designations and the mark 'apply innovation' are trade marks of Renishaw plc or its subsidiaries. Other brand, product or company names are trade marks of their respective owners.
WHILE CONSIDERABLE EFFORT WAS MADE TO VERIFY THE ACCURACY OF THIS DOCUMENT AT PUBLICATION, ALL WARRANTIES, CONDITIONS, REPRESENTATIONS AND LIABILITY, HOWSOEVER ARISING, ARE EXCLUDED TO THE EXTENT PERMITTED BY LAW.
RENISHAW RESERVES THE RIGHT TO MAKE CHANGES TO THIS DOCUMENT AND TO THE EQUIPMENT, AND/OR SOFTWARE AND THE SPECIFICATION DESCRIBED HEREIN WITHOUT OBLIGATION TO PROVIDE NOTICE OF SUCH CHANGES.
Renishaw plc. Registered in England and Wales. Company no: 1106260. Registered office: New Mills, Wotton-under-Edge, Glos, GL12 8JR, UK.

Part no.: H-6589-8200-01-B
Issued: 04.2025