

# EVOLUTE™ absolute optical encoder system



Incorporating industry-proven technology from the RESOLUTE™ encoder series, EVOLUTE™ is a true-absolute 50 µm scale period optical encoder with wide installation tolerances and high immunity to dirt.



Using a scale period of 50 µm gives the EVOLUTE encoder system a generous 500 µm rideheight tolerance and its single-track optics are optimised for contamination resistance. Data redundancy encoded into the robust scale minimises the risk of positional error while sophisticated error checking mechanisms ensure an error flag is always asserted when the position cannot be determined.

The EVOLUTE system provides absolute position with resolution options down to 50 nm. Advanced optical design and high-speed signal processing mean sub-divisional error (SDE) is as low as ±150 nm with noise (jitter) below 10 nm RMS.

EVOLUTE encoders are mechanically identical to RESOLUTE encoders and are supplied with the RTLA50 scale that can be used, either in its self-adhesive form, RTLA50-S, or in the FASTRACK scale carrier system.

- True-absolute non-contact optical encoder system: no batteries required
- EVOLUTE is available with the following serial interfaces: BiSS C (unidirectional), FANUC, Mitsubishi, Panasonic, Siemens DRIVE-CLiQ and Yaskawa
- Wide set-up tolerances for quick and easy installation
- Enhanced immunity to dirt, scratches and light oils
- Resolution options of 50 nm, 100 nm or 500 nm
- 100 m/s maximum speed for all resolutions
- ±150 nm sub-divisional error for smooth velocity control
- Less than 10 nm RMS jitter for improved positional stability
- Built-in separate position-checking algorithm provides inherent safety
- Readhead is reversible for flexible mounting. Scale orientation defines count direction only
- Integral set-up LED enables easy installation and provides diagnostics at a glance
- Operates up to 80 °C
- Integral over-temperature alarm
- Compatible with the RTLA50-S self-adhesive tape scale or the RTLA50 scale and FASTRACK™ carrier
- Scale lengths up to 10.2 m
- Optional Advanced Diagnostic Tool ADTa-100

## Compatible linear scales

	RTLA50-S <sup>1</sup>	RTLA50 (with FASTRACK™ carrier)
	Self-adhesive mounted stainless steel tape scale	Stainless steel tape scale and self-adhesive mounted carrier
		
<b>Form (height x width)</b>	0.4 mm x 8 mm including adhesive	RTLA50 scale: 0.2 mm x 8 mm FASTRACK carrier: 0.4 mm x 18 mm including adhesive
<b>Accuracy (at 20 °C)</b>	±10 µm/m	±10 µm/m
<b>Maximum length <sup>2</sup></b>	10.2 m	RTLA50 lengths up to 10.2 m FASTRACK carrier lengths up to 25 m
<b>Coefficient of thermal expansion (at 20 °C)</b>	10.1 ±0.2 µm/m/°C	10.1 ±0.2 µm/m/°C

For more information about the scales refer to the *RTLA50 absolute linear encoder scale system for EVOLUTE™* data sheet (Renishaw part no. L-9517-9628) which can be downloaded from [www.renishaw.com/evolutedownloads](http://www.renishaw.com/evolutedownloads).

<sup>1</sup> For RTLA50-S axis lengths > 2 m, the FASTRACK carrier with RTLA50 is recommended.

<sup>2</sup> The maximum scale length may be limited for some serial interfaces and resolutions; refer to 'Resolution and scale lengths' on page 3 for details.

## Linear encoder system

### Resolution and scale lengths

The maximum scale length depends upon the serial interface, readhead resolution and the number of position bits.

The table below shows the maximum scale length for each system:


Serial interfaces	Position bits	Resolution		
		50 nm	100 nm	500 nm
BiSS C (uni-directional)	26 bit	3.35 m	6.7 m	10.2 m
	32 bit	10.2 m	10.2 m	10.2 m
	36 bit	10.2 m	10.2 m	10.2 m
FANUC	37 bit	10.2 m	10.2 m	10.2 m
Mitsubishi	40 bit	10.2 m	10.2 m	10.2 m
Panasonic	48 bit	10.2 m	10.2 m	10.2 m
Siemens DRIVE-CLiQ	28 bit	10.2 m	-	-
Yaskawa	36 bit	10.2 m	10.2 m	10.2 m

### Speed

The table below shows the maximum speed for each system:

Serial interfaces	Position bits	Resolution		
		50 nm	100 nm	500 nm
BiSS C (uni-directional)	26 bit	100 m/s	100 m/s	100 m/s
	32 bit	100 m/s	100 m/s	100 m/s
	36 bit	100 m/s	100 m/s	100 m/s
FANUC	37 bit	100 m/s	100 m/s	100 m/s
Mitsubishi	40 bit	100 m/s	100 m/s	100 m/s
Panasonic	48 bit (when used with A5 series)	20 m/s	40 m/s	100 m/s
	48 bit (when used with A6 series)	100 m/s	100 m/s	100 m/s
Siemens DRIVE-CLiQ	28 bit	100 m/s	-	-
Yaskawa	36 bit	100 m/s	100 m/s	100 m/s

## General specifications

		BiSS C (unidirectional), FANUC, Mitsubishi, Panasonic and Yaskawa	Siemens DRIVE-CLiQ <sup>1</sup>
<b>Power supply</b>		5 V ±10% 1.25 W maximum (250 mA @ 5 V) <sup>2</sup>  Ripple: 200 mVpp maximum @ frequency up to 500 kHz maximum	3.05 W maximum (readhead: 1.25 W + single input interface: 1.8 W) <sup>3</sup>  24 Vdc power is provided by the DRIVE-CLiQ network  Ripple: 200 mVpp maximum @ frequency up to 500 kHz maximum
<b>Temperature</b>	Storage (system)	-20 °C to +80 °C	-20 °C to +70 °C
	Readhead (operating)	0 °C to +80 °C	0 °C to +80 °C
	Interface (operating)	N/A	0 °C to +55 °C
<b>Humidity</b>		95% relative humidity (non-condensing) to IEC 60068-2-78	
<b>Sealing</b>	Readhead	IP64	IP64
	Interface	N/A	IP67
<b>Acceleration</b>	Operating	500 m/s <sup>2</sup> , 3 axes (readhead only)	
<b>Maximum acceleration of scale with respect to readhead <sup>4</sup></b>		2000 m/s <sup>2</sup>	
<b>Vibration</b>	Readhead (operating)	Sinusoidal 300 m/s <sup>2</sup> , 55 Hz to 2000 Hz, 3 axes	Sinusoidal 300 m/s <sup>2</sup> , 55 Hz to 2000 Hz, 3 axes
	Interface (operating)	N/A	Sinusoidal 100 m/s <sup>2</sup> , 55 Hz to 2000 Hz, 3 axes
<b>Shock</b>	Non-operating (system)	1000 m/s <sup>2</sup> , 6 ms, ½ sine, 3 axes	
<b>Mass</b>	Readhead	18 g	18 g
	Readhead cable	32 g/m	32 g/m
	Interface	N/A	218 g
<b>EMC compliance</b>		IEC 61800-5-2 Annex E	
<b>Readhead cable</b>		7 core, tinned and annealed copper, 28 AWG Single-shielded, outside diameter 4.7 ±0.2 mm Flex life > 40 × 10 <sup>6</sup> cycles at 20 mm bend radius  UL recognised component 	
<b>Maximum readhead cable length</b>		3 m	3 m (to controller or interface) (refer to Siemens DRIVE-CLiQ specifications for maximum cable length from interface to controller)

**CAUTION:** The EVOLUTE encoder system has been designed to the relevant EMC standards, but must be correctly integrated to achieve EMC compliance. In particular, attention to shielding arrangements is essential

<sup>1</sup> EVOLUTE Siemens DRIVE-CLiQ readheads require the Siemens DRIVE-CLiQ interface to function correctly.

<sup>2</sup> Current consumption figures refer to terminated EVOLUTE systems. Renishaw encoder systems must be powered from a 5 Vdc supply complying with the requirements for SELV of standard IEC 60950-1.

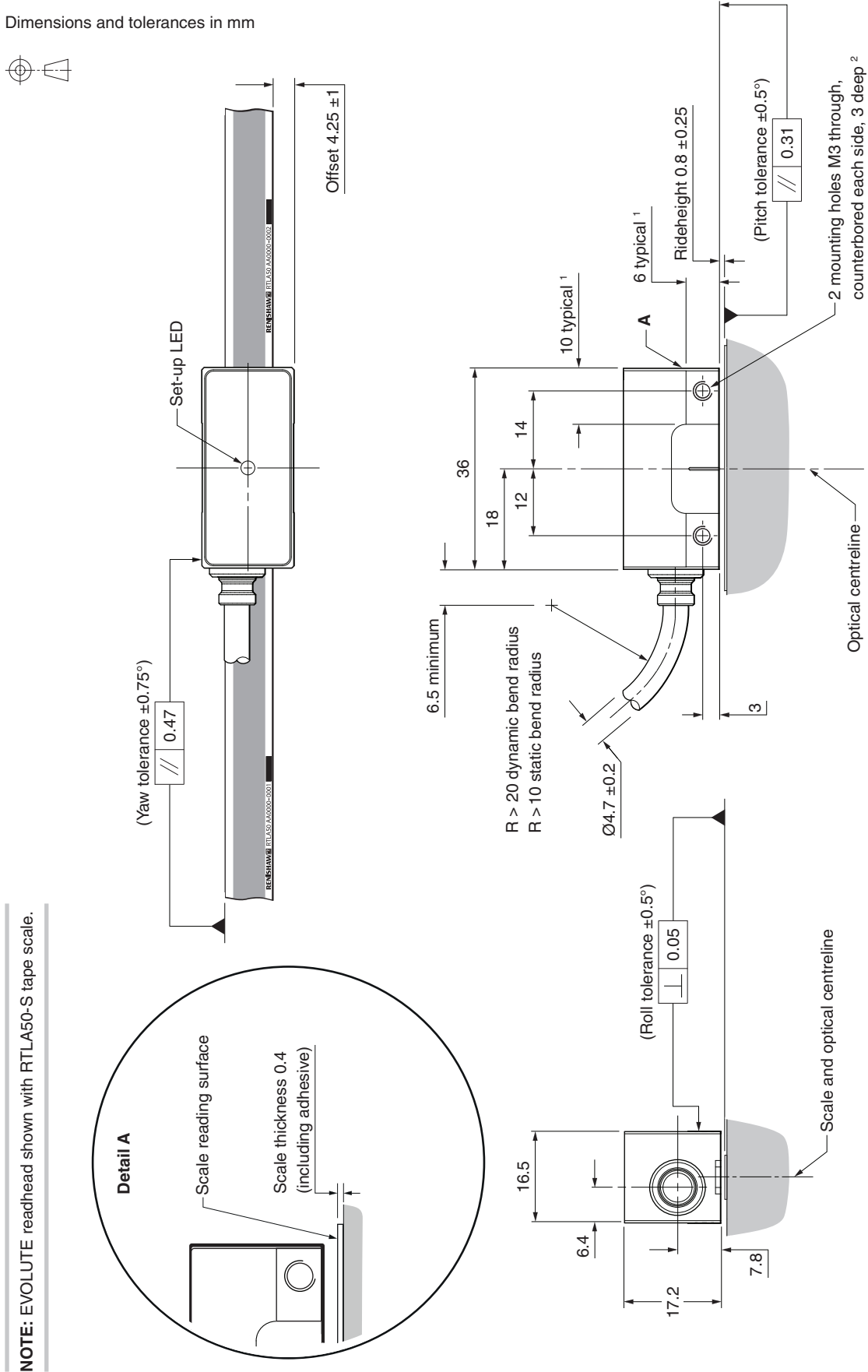
<sup>3</sup> Current consumption figures refer to terminated EVOLUTE Siemens DRIVE-CLiQ systems. EVOLUTE Siemens DRIVE-CLiQ systems must be powered from a 24 Vdc supply complying with the requirements for SELV of standard IEC 60950-1.

<sup>4</sup> This is the worst case figure that is correct for the slowest communications clock rates. For faster clock rates, the maximum acceleration of scale with respect to the readhead can be higher. For more details, contact your local Renishaw representative.

# EVOLUTE readhead installation drawing

## Standard cable outlet

Dimensions and tolerances in mm



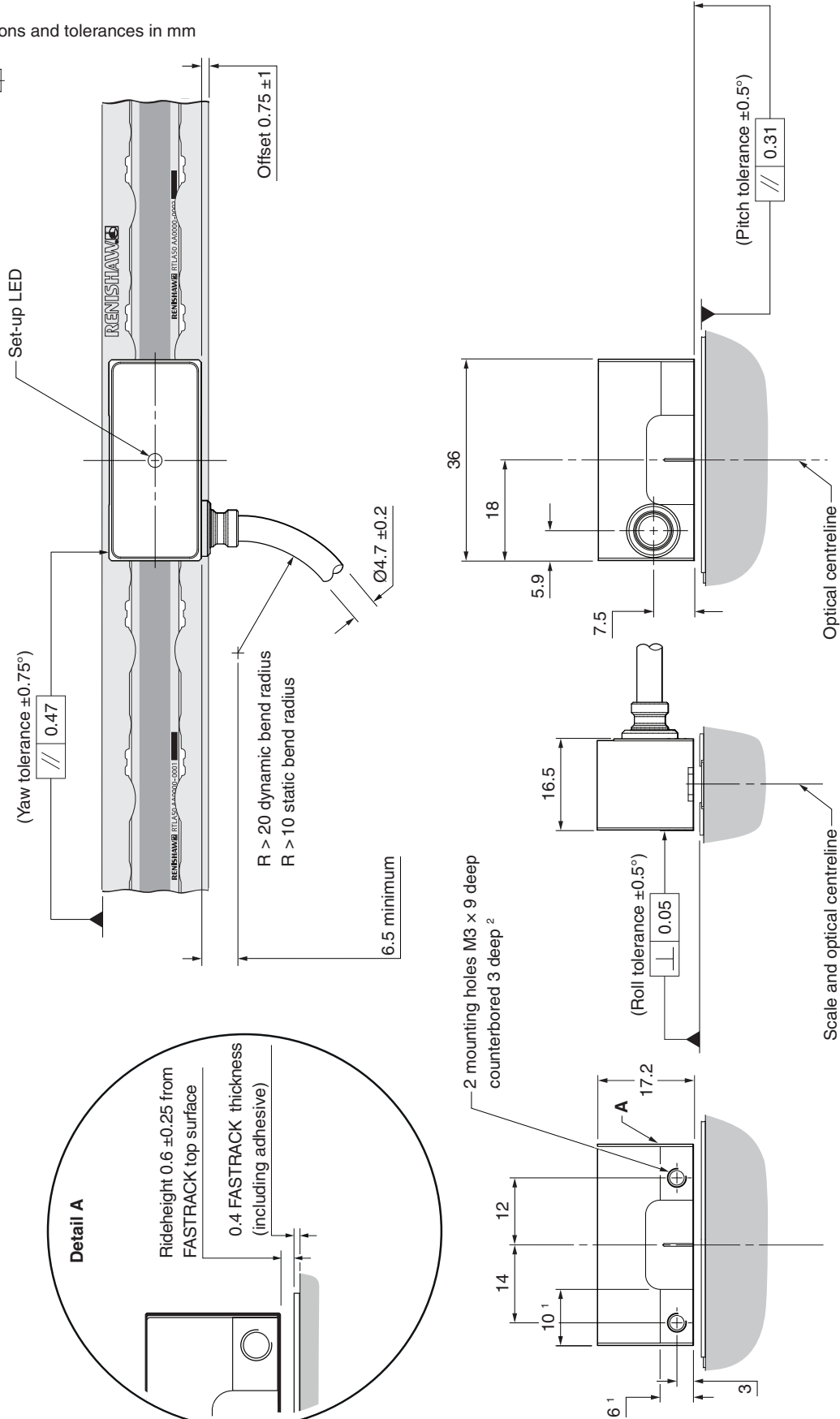
<sup>1</sup> Extent of mounting faces.

<sup>2</sup> The recommended thread engagement is 5 mm minimum (8 mm including counterbore) and the recommended tightening torque is 0.5 Nm to 0.7 Nm.

# EVOLUTE readhead installation drawing

## Side cable outlet

Dimensions and tolerances in mm



**NOTE:** EVOLUTE readhead shown with RTLA50 tape scale and FASTRACK carrier.

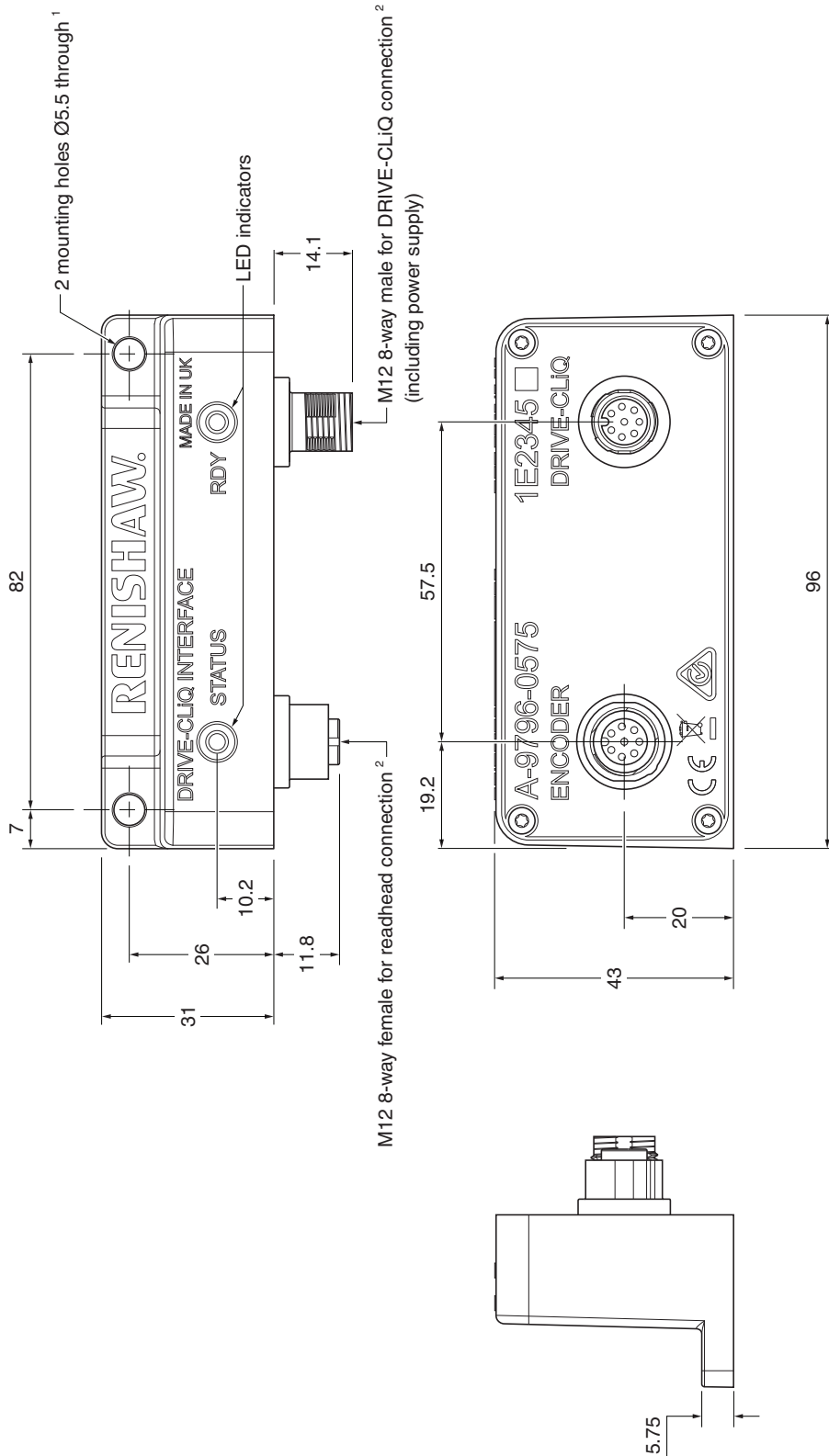
<sup>1</sup> Extent of mounting faces.

<sup>2</sup> The recommended thread engagement is 5 mm minimum (8 mm including counterbore) and the recommended tightening torque is 0.5 Nm to 0.7 Nm.

# Siemens DRIVE-CLiQ interface drawing

## Single readhead input (A-9796-0575)

Dimensions and tolerances in mm

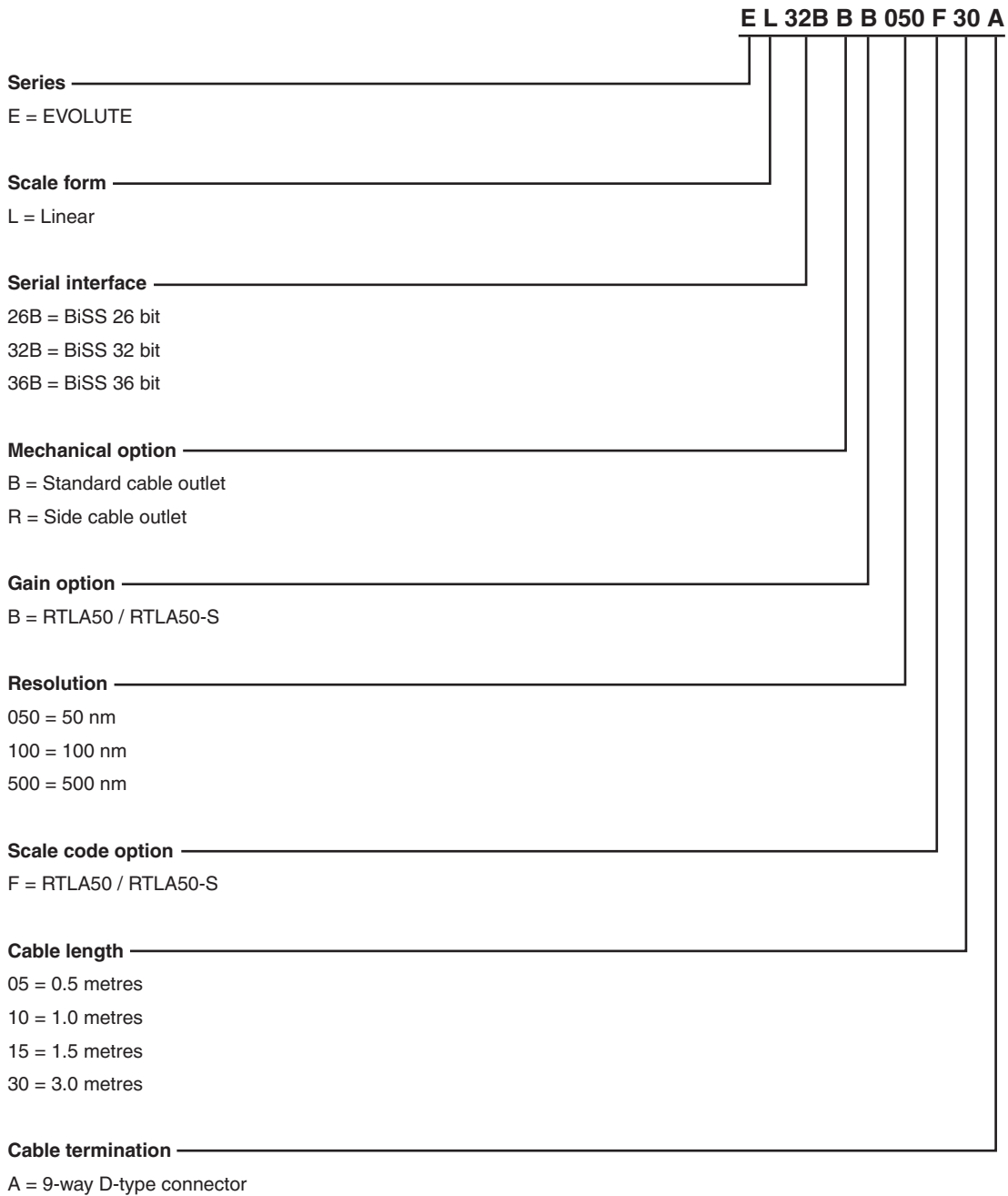


**NOTE:** EVOLUTE Siemens DRIVE-CLiQ readheads require the Siemens DRIVE-CLiQ interface to function correctly.

<sup>1</sup> Screw grade: ISO 4762-M5. Maximum tightening torque 4 Nm. Recommended thread engagement  $\geq$  5 mm.

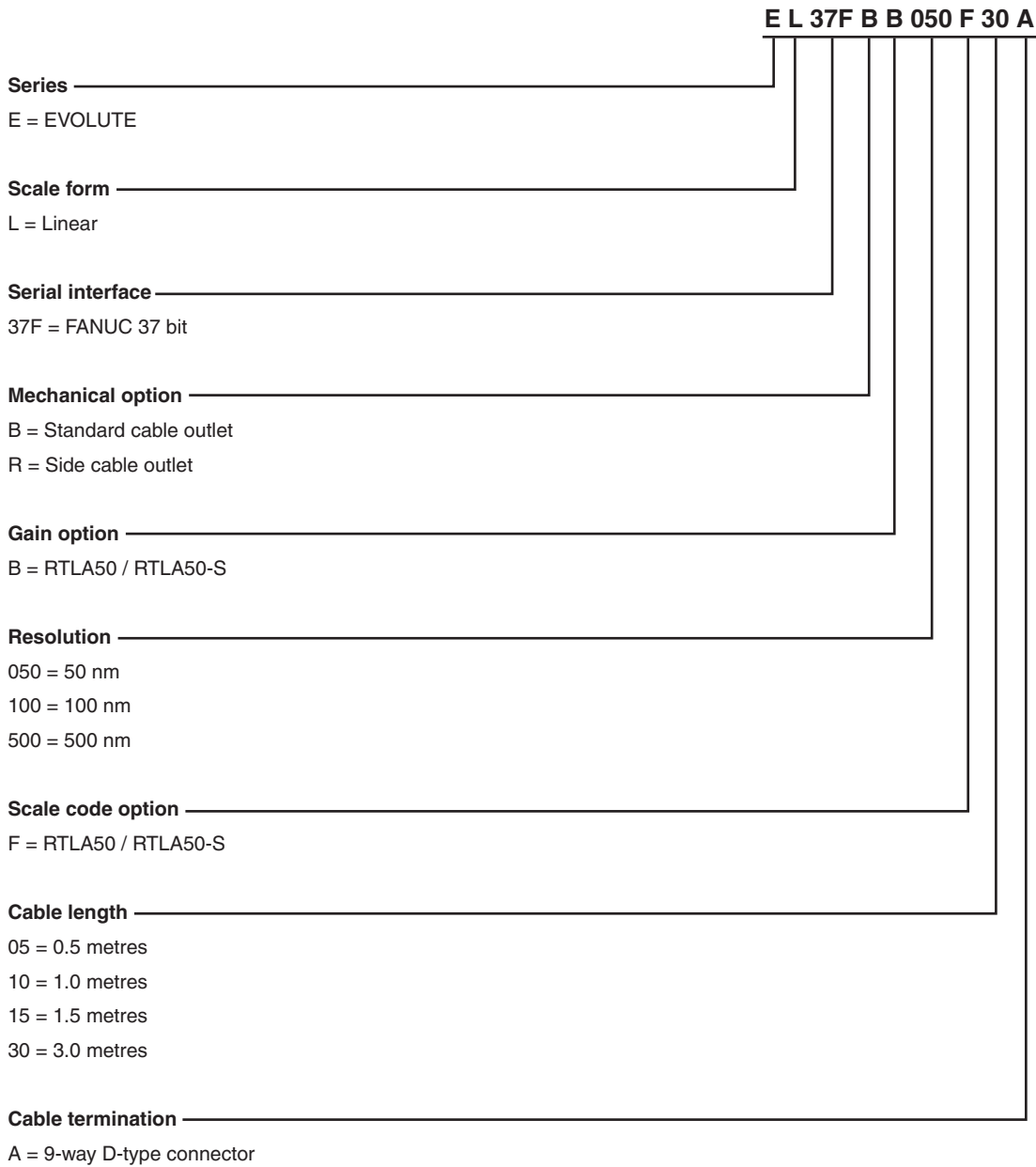
<sup>2</sup> Maximum tightening torque 4 Nm.

## EVOLUTE BiSS readhead part numbers



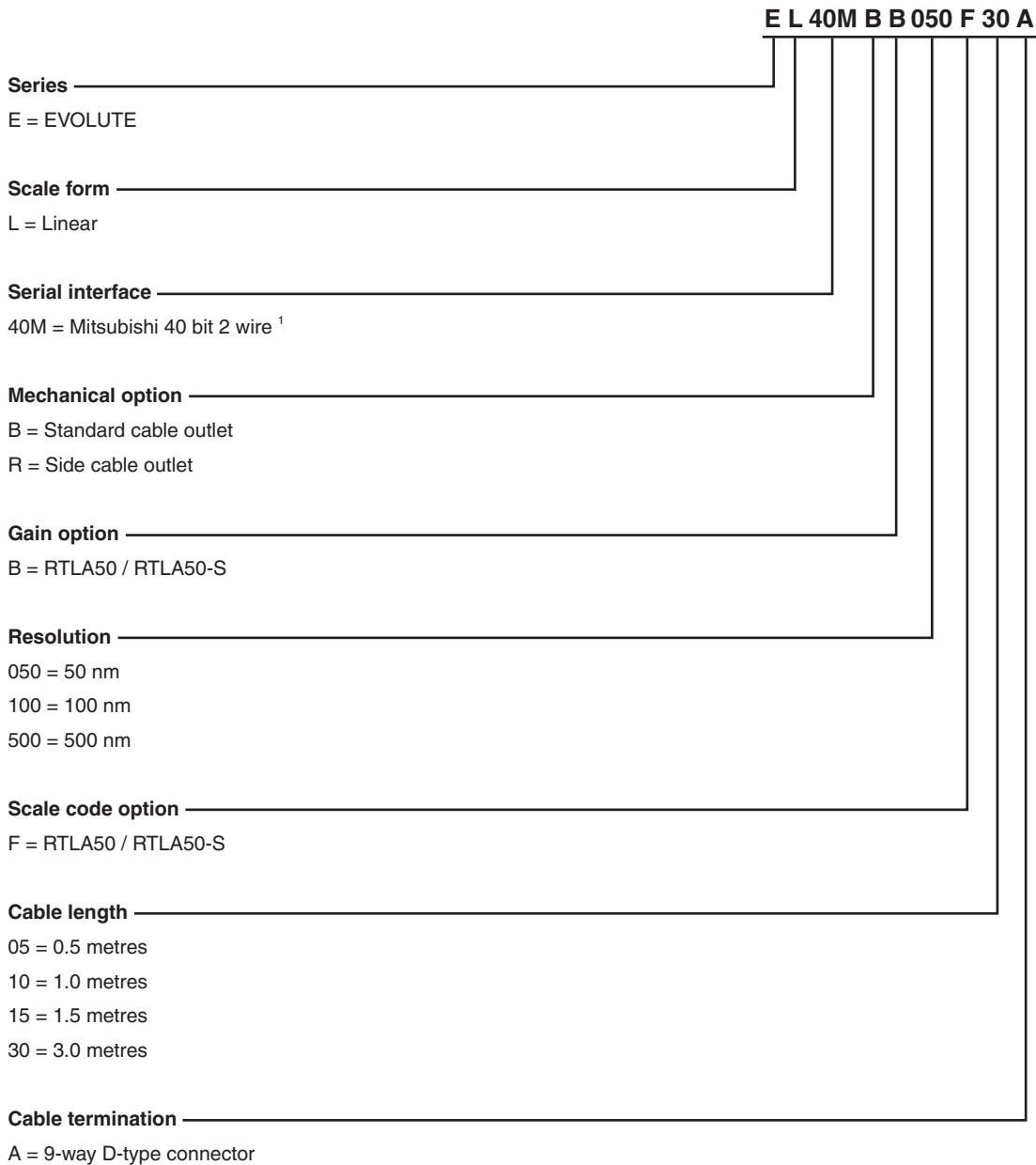
Valid system configurations (readheads and scale) can be checked at [www.renishaw.com/epc](http://www.renishaw.com/epc).

## EVOLUTE FANUC readhead part numbers



Valid system configurations (readheads and scale) can be checked at [www.renishaw.com/epc](http://www.renishaw.com/epc).

## EVOLUTE Mitsubishi readhead part numbers

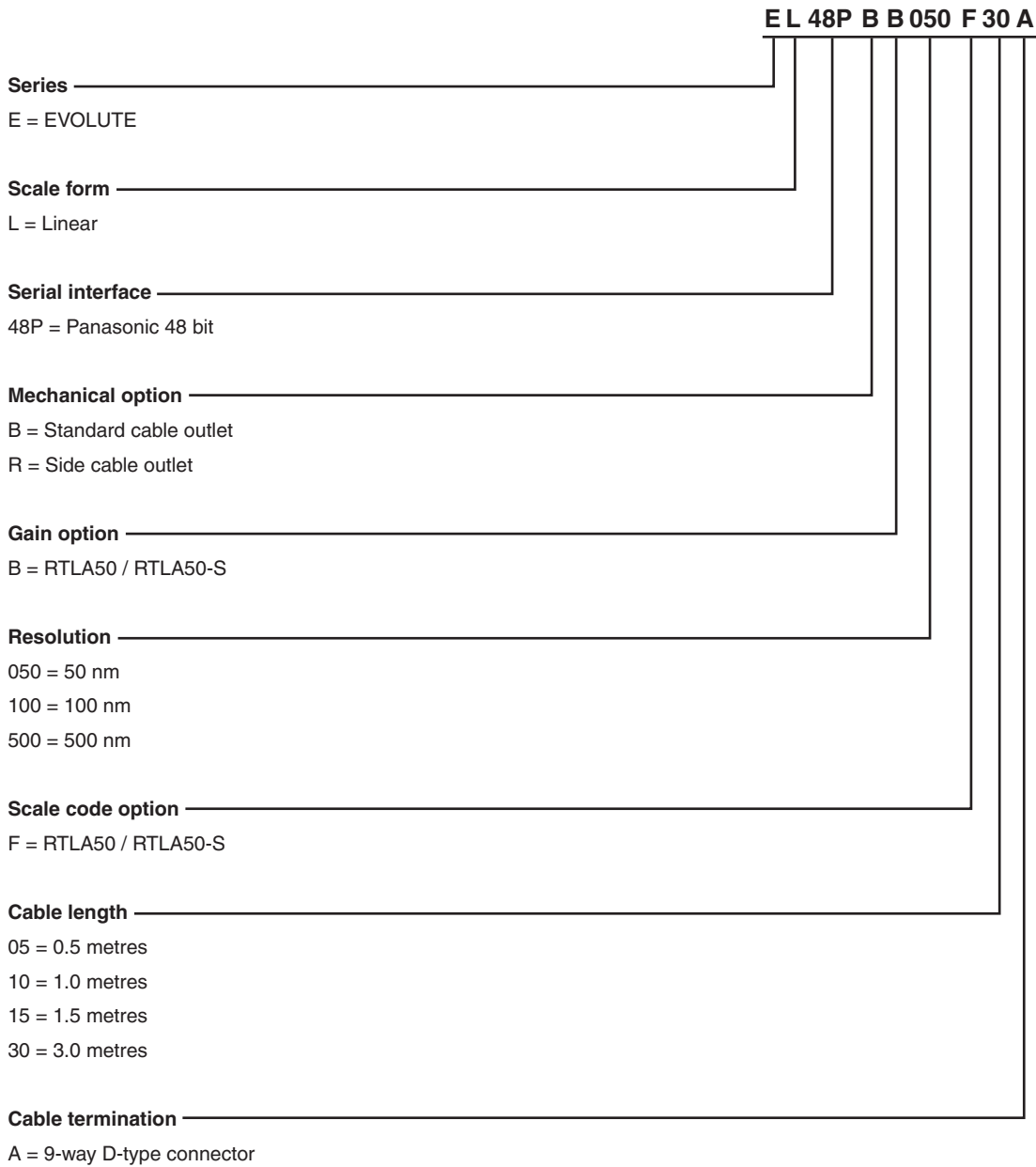


For more information about Mitsubishi drives, contact Mitsubishi.

Valid system configurations (readheads and scale) can be checked at [www.renishaw.com/epc](http://www.renishaw.com/epc).

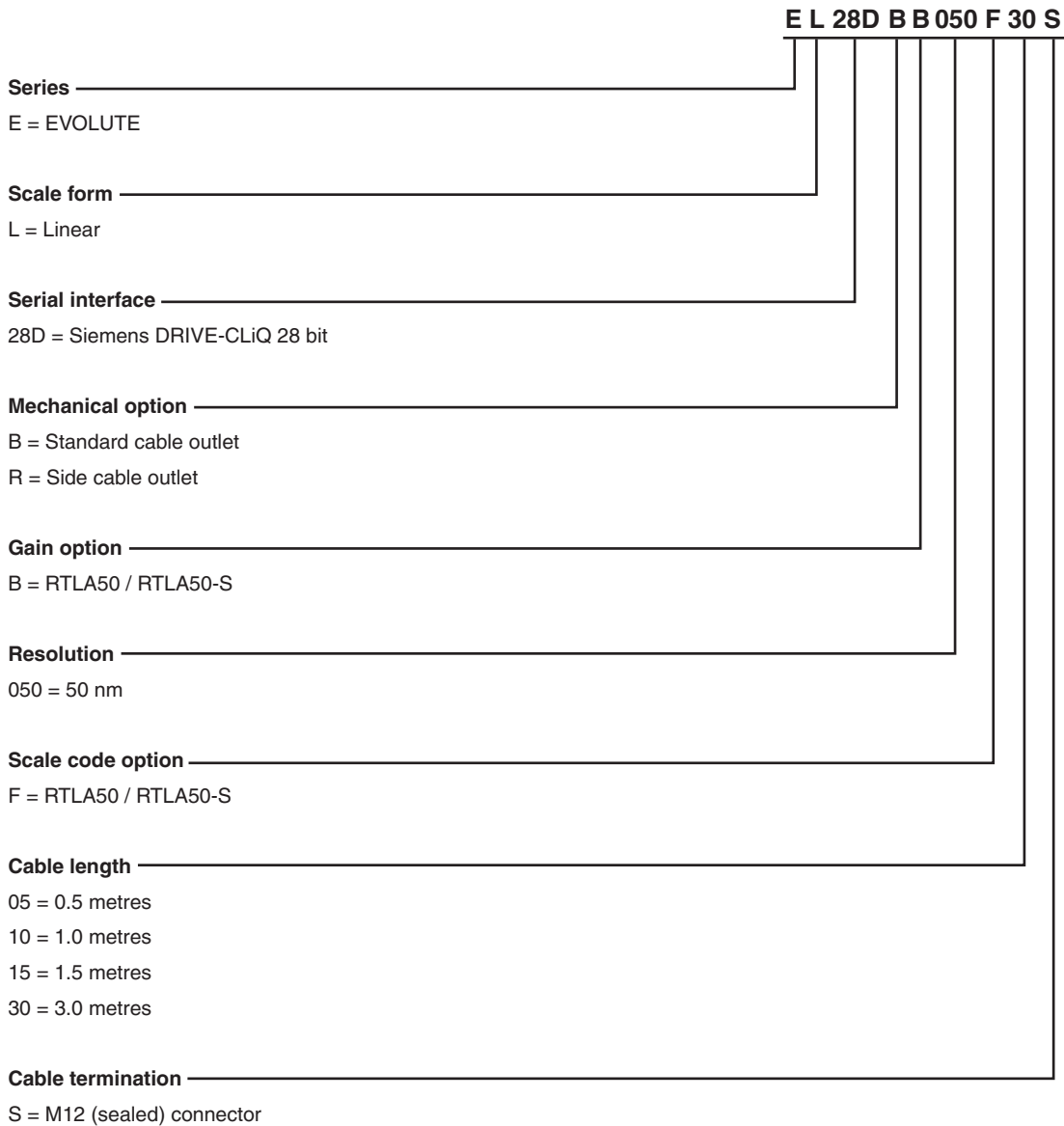
<sup>1</sup> 2 wire: MR-J4 series/MR-J5 series

## EVOLUTE Panasonic readhead part numbers



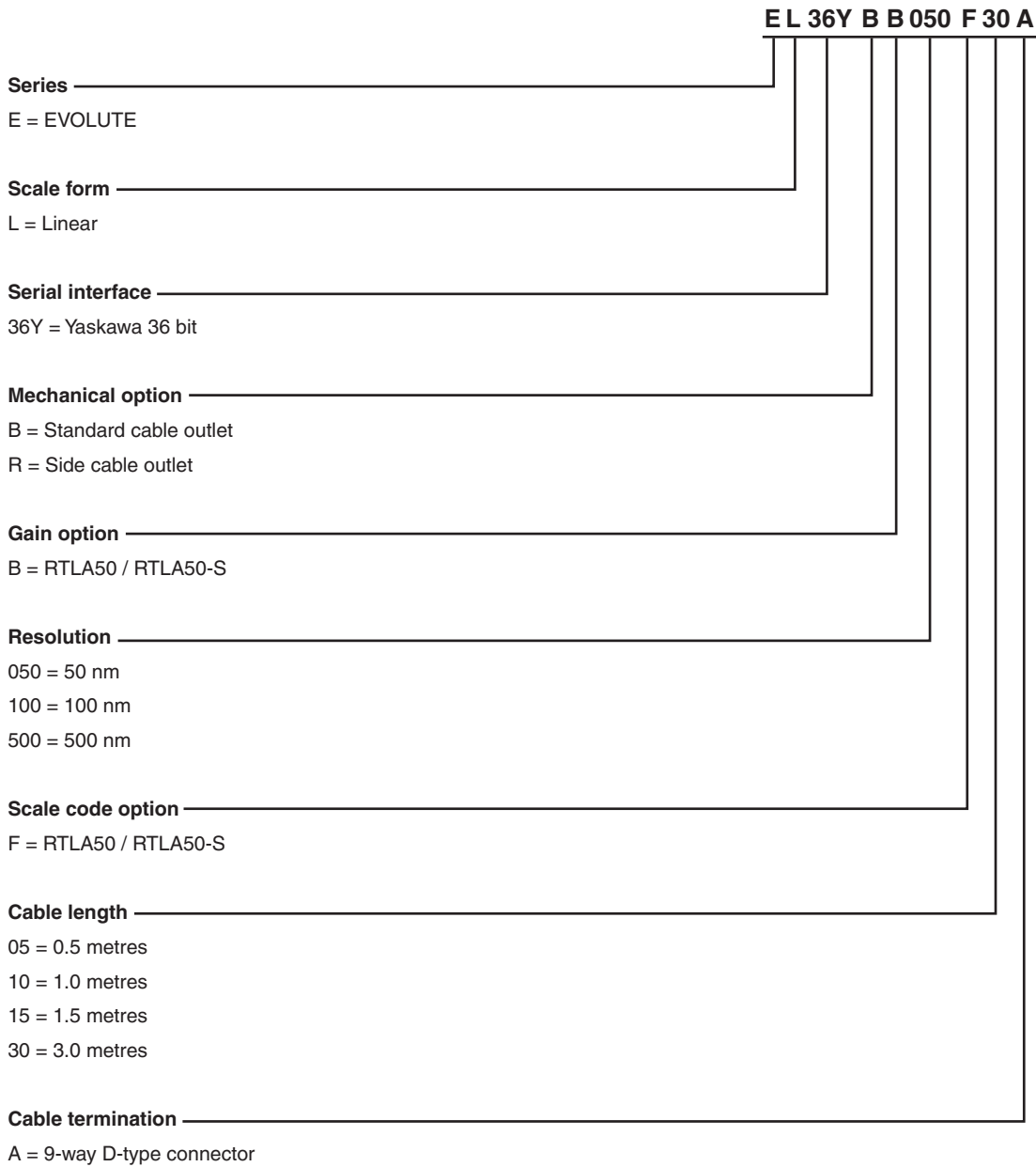
Valid system configurations (readheads and scale) can be checked at [www.renishaw.com/epc](http://www.renishaw.com/epc).

## EVOLUTE Siemens DRIVE-CLiQ readhead part numbers



Valid system configurations (readheads and scale) can be checked at [www.renishaw.com/epc](http://www.renishaw.com/epc).

## EVOLUTE Yaskawa readhead part numbers



Valid system configurations (readheads and scale) can be checked at [www.renishaw.com/epc](http://www.renishaw.com/epc).

## Optional Advanced Diagnostic Tool

The EVOLUTE encoder system is compatible with the Advanced Diagnostic Tool ADTa-100<sup>1</sup> and ADT View software, which acquire detailed real-time data from the readhead to allow easy set-up, optimisation and in-field fault finding.

The intuitive software interface provides:

- Digital readout of encoder position and signal strength
- Graph of signal strength over the entire axis travel
- Ability to set a new zero position for the encoder system
- System configuration information



<sup>1</sup> ADTa-100 compatible readheads are marked with the symbol **ADT**


## EVOLUTE series compatible products



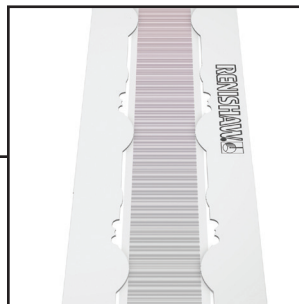
Optional Advanced Diagnostic Tool



ADTa-100 (A-6525-0100)



RTLA50-S self-adhesive  
tape scale



RTLA50 tape scale  
and FASTRACK carrier

For more information about the ADTa-100 and the scale, refer to the relevant data sheets and installation guides which can be downloaded from [www.renishaw.com/evolutedownloads](http://www.renishaw.com/evolutedownloads).

[www.renishaw.com/contact](http://www.renishaw.com/contact)



#renishaw

+44 (0) 1453 524524

uk@renishaw.com

© 2015–2026 Renishaw plc. All rights reserved. This document may not be copied or reproduced in whole or in part, or transferred to any other media or language by any means, without the prior written permission of Renishaw.

RENISHAW® and the probe symbol are registered trade marks of Renishaw plc. Renishaw product names, designations and the mark 'apply innovation' are trade marks of Renishaw plc or its subsidiaries. BiSS® is a registered trademark of iC-Haus GmbH. DRIVE-CLiQ is a registered trademark of Siemens. Other brand, product or company names are trade marks of their respective owners.

WHILE CONSIDERABLE EFFORT WAS MADE TO VERIFY THE ACCURACY OF THIS DOCUMENT AT PUBLICATION, ALL WARRANTIES, CONDITIONS, REPRESENTATIONS AND LIABILITY, HOWSOEVER ARISING, ARE EXCLUDED TO THE EXTENT PERMITTED BY LAW. RENISHAW RESERVES THE RIGHT TO MAKE CHANGES TO THIS DOCUMENT AND TO THE EQUIPMENT, AND/OR SOFTWARE AND THE SPECIFICATION DESCRIBED HEREIN WITHOUT OBLIGATION TO PROVIDE NOTICE OF SUCH CHANGES.

Renishaw plc. Registered in England and Wales. Company no: 1106260. Registered office: New Mills, Wotton-under-Edge, Glos, GL12 8JR, UK.

Part no.: L-9518-0027-01-B

Issued: 03.2026